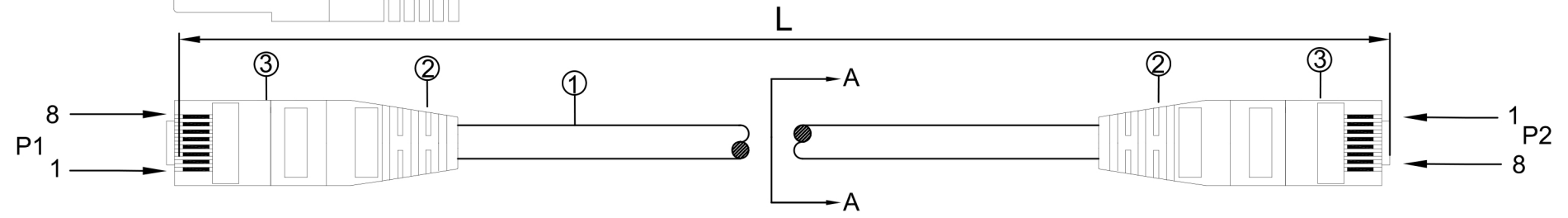
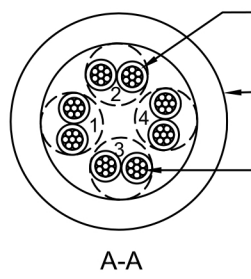
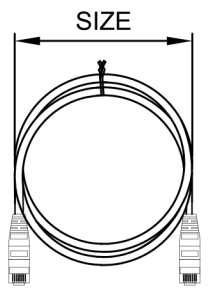


DATE	REV.	REVISION	DRAW	CHECKED
2020.01.09	A/0	NEW	Jsy	YB



MARKING: PATCH CABLE www.ecorecables.com 866-519-9505 CAT6 U/UTP 350MHz CONFORM TO ANSI/TIA-568.2-D ▲
 4PR/28AWG CMX(UL) c(UL) CMH E164469-XX RoHS COMPLIANT



INSULATION:[HDPE OD=0.6±0.05mm]X4P
 JACKET:OD=3.5±0.2mm PVC Jacket
 CONDUCTOR:[28AWG(7/0.127±008mm) BC]X4P

L	T	Colour	L	T	Colour
0.5ft	±0.05ft	Black	5ft	±0.07ft	Black
0.5ft	±0.05ft	Blue	5ft	±0.07ft	Blue
0.5ft	±0.05ft	Gray	5ft	±0.07ft	Gray
0.5ft	±0.05ft	White	5ft	±0.07ft	White
1ft	±0.05ft	Black	7ft	±0.07ft	Black
1ft	±0.05ft	Blue	7ft	±0.07ft	Blue
1ft	±0.05ft	Gray	7ft	±0.07ft	Gray
1ft	±0.05ft	White	7ft	±0.07ft	White
2ft	±0.07ft	Black	10ft	±0.1ft	Black
2ft	±0.07ft	Blue	10ft	±0.1ft	Blue
2ft	±0.07ft	Gray	10ft	±0.1ft	Gray
2ft	±0.07ft	White	10ft	±0.1ft	White
3ft	±0.07ft	Black	15ft	±0.1ft	Black
3ft	±0.07ft	Blue	15ft	±0.1ft	Blue
3ft	±0.07ft	Gray	15ft	±0.1ft	Gray
3ft	±0.07ft	White	15ft	±0.1ft	White

PINOUT			
P1(T568B)		P2(T568B)	WIRE
1	X	1	WHITE/ORANGE
2		2	ORANGE
3	X	3	WHITE/GREEN
6		6	GREEN
4	X	4	BLUE
5		5	WHITE/BLUE
7	X	7	WHITE/BROWN
8		8	BROWN

Note:
 1.Channel Test
 2.100% Test(Open,short,miss wire)
 3.Contact Resistance:2 ohm max.
 4.Insulation Resistance:10M ohm min.



③	PLUG	RJ45 8P8C 50U"	2PCS	Unless specified on the drawing, tolerances are per the follows: X. ±0.20 X' ±3 .X ±0.10 .X' ±0.3 .XX ±0.05
②	BOOT	Transparent	AR	
①	CABLE	CAT. 6 28AWG U/UTP CABLE, PVC JACKET, OD:3.5±0.2mm	AR	
NO.	TITLE	DESCRIPTION	Q' TY	

DRAW. NO	GFWC-S200005	TITLE	CAT.6 28AWG U/UTP PATCH CORD		
CUSTOMER	INC	DRAW	Jsy	DATE	2020.01.09
CUST' R P/N		CHECK	YB	DATE	2020.01.09
SCALE	1:1	APPROVED	CQ	SHEET	1 OF 1

Material	Part Number	Note	RoHS	RD
1	2	3	4	5

UNIT	mm
------	----